VBCC *Dual counterbalance valves for closed center*



Ordering code

01	02	03	04	05
VBCC			**S**	

01	*Dual counterbalance valves for closed center*				**VBCC**
02	*Size*		BSPP 1/4		**140**
			BSPP 3/8		**380**
			BSPP 1/2		**120**
03	*Spring* **30/210 bar** *(435/3045 PSI)*	Rp 1:4.25	*Press. increase* **78 bar/al giro** *(1131 PSI/turn)*	*Std. setting* **Q=5 l/min 200 bar** *(2900 PSI)*	**1**
		Rp 1:8.75	*Press. increase* **160 bar/al giro** *(2320 PSI/turn)*		
	Spring **60/350 bar** *(870/5075 PSI)*	Rp 1:4.25	*Press. increase* **135 bar/al giro** *(1958 PSI/turn)*	*Std. setting* **Q=5 l/min 350 bar** *(5075 PSI)*	**2**
		Rp 1:8.75	*Press. increase* **160 bar/al giro** *(2320 PSI/turn)*		
04	*Material*		*Steel body + zinc-plated*		**S**
05	*Pilot ratio*		1:4.25 Standard		**/**
			1:8.75		**8**

Hydraulic circuit

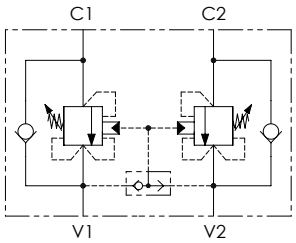

Performances

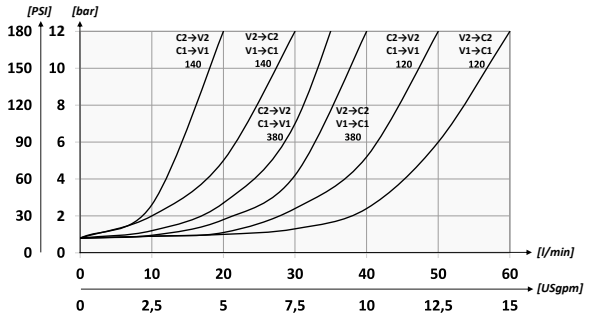

Technical data

Mineral oil	**ISO 6743/4** *(DIN 51524)*	
Oil viscosity	**15-250 mm²/s** *(15 to 250 cSt)*	
Max contamination index with filter	**ISO 4406:1999 Classe 19/17/14**	
Oil temperature	**-20°C +80°C**	*-4°F + 176°F*
Ambient temperature	**-20°C +50°C**	*-4°F + 122°F*

It is necessary a filter use to protect the valve (advised filtration 15 µm)

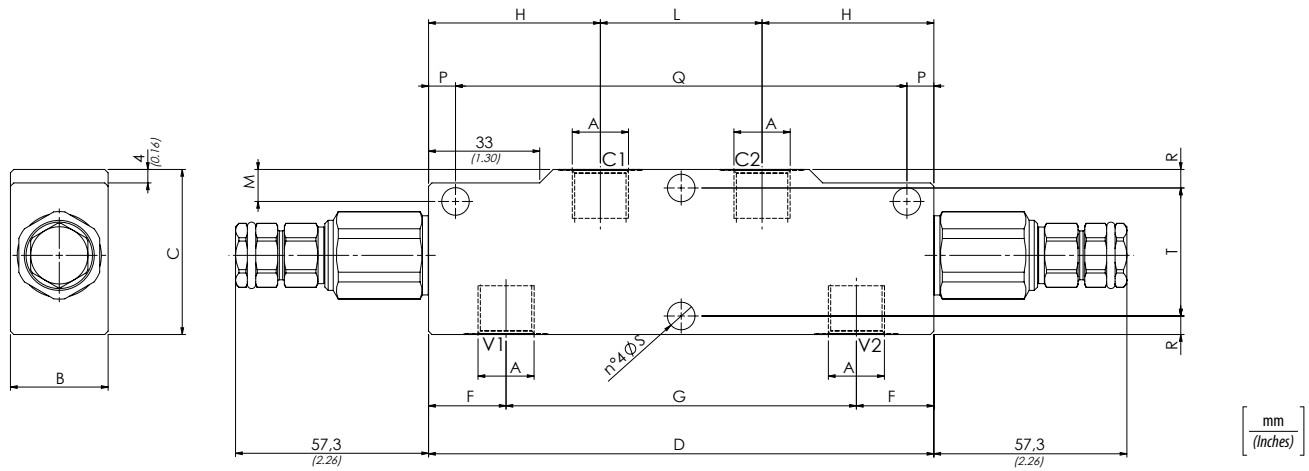

Technical characteristics

Type	A	*Max flow* l/min-*USgpm*	*Max pressure* bar/*PSI*	B	C	D	F	G	H	L	M	P	Q	R	S	T	*Approx weight (lb)*
VBCC140	**BSPP 1/4**	**30** *(8)*	**350** *(5075)*	**29** *(1.14)*	**49** *(1.93)*	**150** *(5.91)*	**23** *(0.91)*	**104** *(4.09)*	**51** *(2,01)*	**48** *(1.89)*	**10** *(0.39)*	**8** *(0.31)*	**134** *(5.28)*	**5,5** *(0.22)*	**8,2** *(0.32)*	**38** *(1.50)*	**1,68** *(3.70)*
VBCC380	**BSPP 3/8**	**40** *(10.5)*															**1,66** *(3.66)*
VBCC120	**BSPP 1/2**	**60** *(16)*			**59** *(2.32)*		**21** *(0.83)*	**108** *(4.25)*			**12** *(0.47)*					**43** *(1.69)*	**1,89** *(4.16)*